


THANKSGIVING JIGSAW

Instructions: Colour in the picture, then cut around the pieces. Ask a friend or family member if they can put your puzzle back together.



THANKSGIVING COLORING

Color the Thanksgiving items.



Count and Write

How many objects are there? Count and write.













THANKSGIVING MEMORY GAME

Print (2x), and cut the cards. When you find the pair, say its name in English.



THANKSGIVING MEMORY GAME

Print (2x), and cut the cards. When you find the pair, say its name in English.





THANKSGIVING

WORD SEARCH PUZZLE

T	P	G	O	B	B	L	E	T	U	C	N
Z	U	W	G	I	L	E	C	V	I	P	O
F	E	A	S	T	H	A	R	V	E	S	T
A	E	C	K	L	O	U	A	B	X	O	T
M	R	E	A	E	L	T	E	E	A	W	U
I	F	E	N	E	I	U	R	T	L	P	R
L	U	J	T	A	D	M	L	D	E	T	N
Y	L	T	I	A	A	N	E	R	R	L	A
C	C	M	C	E	Y	U	A	C	T	B	L
S	E	L	I	T	P	E	R	E	H	R	E
S	T	U	F	F	I	N	G	G	X	Q	H
D	A	N	G	E	R	O	U	S	A	M	W

GOBBLE

TURKEY

HARVEST

AUTUMN

FAMILY

FEAST

HOLIDAY

STUFFING






Thanksgiving Counting



Count the Thanksgiving items and write your answers in the boxes below.



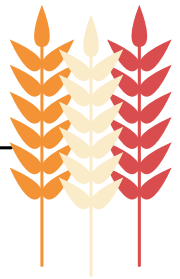
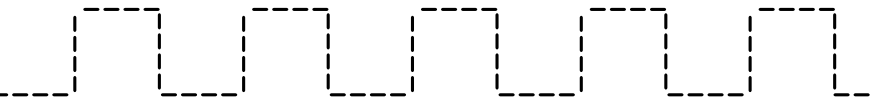

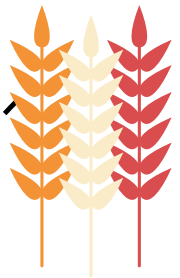


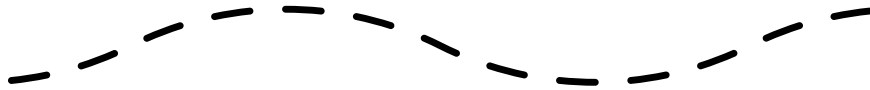
HAPPY THANKSGIVING




Name _____

Hiding in the Corn

Help Tom the turkey hide in the corn by tracing the trail for him. When finished color the turkey on the next page and practice your penmanship.











turkey


THANKSGIVING

I spy with my little eye

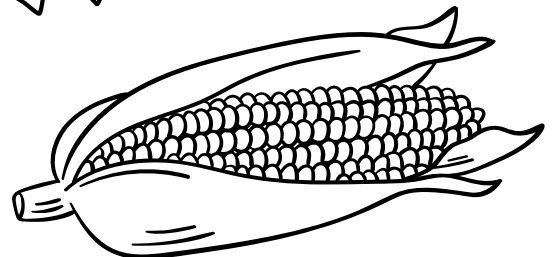








Count the pictures and write their numbers.

A collection of Thanksgiving-themed line drawings arranged in a grid. The items include: a turkey on a platter, acorns, Pilgrim hats, pumpkin pie slices, pumpkins, pinecones, and a turkey on a plate. Below the drawings is a horizontal line, and then two rows of counting prompts. Each prompt consists of a small drawing of an item followed by three dashed lines for writing the count.

	---		---		---
	---		---		---




llll
**Thanks
giving**



Name: _____

Class: _____


Connect the Dots!



HIDDEN OBJECTS








Find the hidden objects below in the picture above.




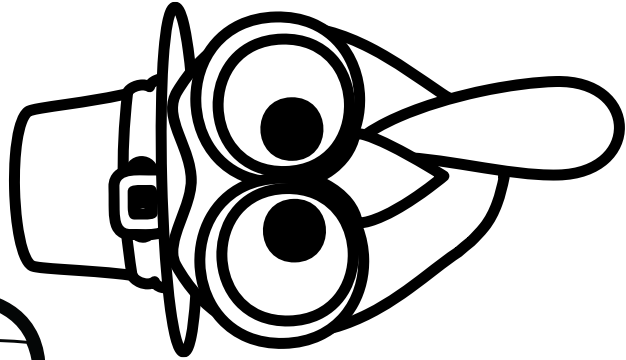

MAZE MADNESS

Help the turkey finish each maze!



TURKEY CRAFT

Write what you are thankful for in each feather. Next, write your name in the rectangle. Then color and glue each part. Use the picture below to help you.



Thankful

