

Happy Earth Day!

Earth Day

Word Search



S	Y	N	E	L	A	R	E	E	N	E	P	R	A
R	A	C	U	S	U	L	T	E	A	U	E	P	E
F	P	S	A	R	C	B	E	R	E	R	E	E	E
E	A	S	N	Y	L	E	P	E	Y	E	T	W	U
U	P	N	C	T	R	N	T	E	P	E	T	H	A
S	E	E	R	A	C	R	A	E	T	B	E	P	P
R	R	A	S	U	S	T	A	I	N	A	B	L	E
R	E	P	S	U	C	A	I	E	E	R	R	E	S
E	U	E	W	D	E	C	E	E	E	E	E	T	A
D	S	A	S	E	C	R	L	P	R	L	T	E	F
U	E	F	I	T	G	B	U	E	R	R	A	U	E
C	E	C	E	C	R	E	A	S	A	N	W	L	E
E	T	N	A	L	P	E	A	R	E	N	E	E	E
S	A	C	P	C	A	R	E	H	N	I	U	A	A



Earth

Green

Clean

Reduce

Recycle

Safe

Sustainable


Care

Plant

Reuse


Water

Paper



EARTH DAY DICE

Create your own story by rolling the dice. Cut along the outside. Fold in the flaps. Secure with tape.













EARTH DAY

Guide the crayon along the dotted lines.



Earth Day

Look at the pictures and circle the correct words

 <p>Earth</p> <p>Mars</p>	 <p>Revitalize</p> <p>Recycle</p>
 <p>Plants</p> <p>Mountains</p>	 <p>Reuse</p> <p>Conserve</p>
 <p>Land</p> <p>Water</p>	 <p>Solar Panel</p> <p>Garden</p>
 <p>Plant</p> <p>Air</p>	 <p>Recyclable cup</p> <p>Recycle tag</p>
 <p>Field</p> <p>Forest</p>	 <p>Plastic bag</p> <p>Reusable bag</p>



Earth Day Scavenger Hunt



Place a check next to each item you find.

The first one to find all the items wins

- Find a reusable water bottle.
- Find something made of recycled materials.
- Find a plant or tree that is native to your area.
- Find a piece of litter and properly dispose of it.
- Find an item that can be composted.
- Find a natural source of water (lake, river, etc.).
- Find something made of recycled materials.
- Find an energy-efficient appliance or light bulb.
- Find a sign promoting environmental awareness.
- Find a bike rack or bike sharing station.

I spy with my little eye
EARTH DAY

Count the pictures and write their numbers.













HAPPY EARTH DAY!



reduce.reuse.recycle