







SPRING FLOWER SCISSOR SKILLS





Carefully practice your scissor skills cutting from the bottom to the spring flowers.







Spring Puzzle

Cut out the pieces below and solve the puzzle.






FLYING INTO SPRING



LETTER OF THE WEEK

ACTIVITIES


Ee



Hidden Words



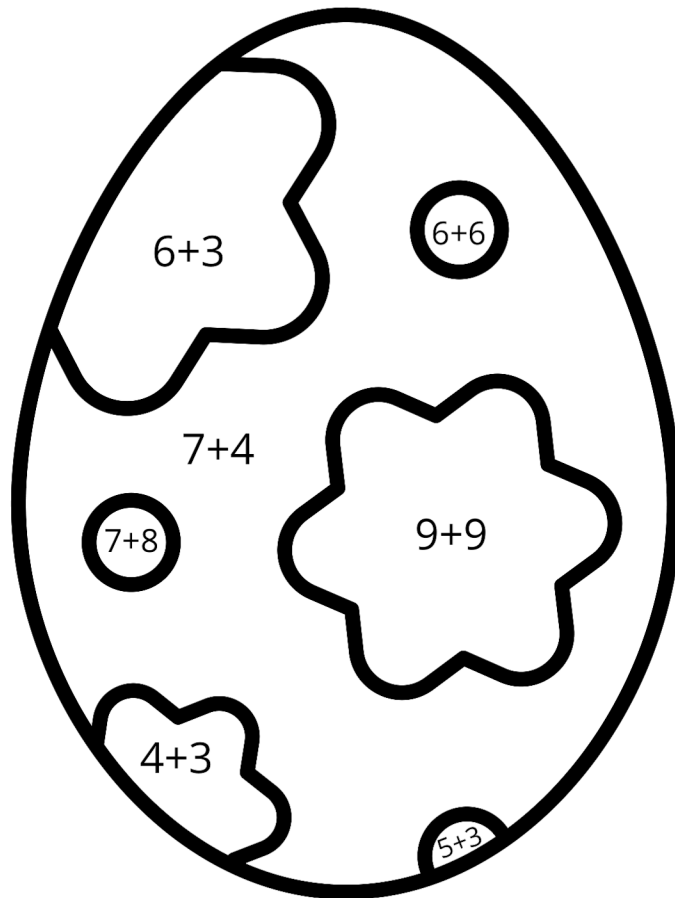
Use a magnifying glass to find hidden words. Write the words you find in the boxes below. Then color the picture.



_____	_____	_____
_____	_____	_____

EASTER EGG

Color the Easter egg according to the key.



11

9

18

7

15

12

8

April Word Search

X T L S Z L W S V V F V L D I
E Q J J E O R B H B G R A Z P
H T Z D I I J E D E P S A Y T
R R M H K H L H T Y E L N L B
A I D E L V R F Z S B P T B N
N C K Y D Z A G R Y A N E X L
A K C N X S W E K E R E D Z Y
P S C N G T W F A V T K W C L
A G J U L O J S D B L T F J M
L C R S L R O P Z U H E U M H
I N R F J V D R U N L H O B N
R L P A L V A I Y N G T G I T
P D B L I V I N U I W R Q R Y
A T F W Y N W G B E S A B D J
R W W Q X K A K C S M E Y S F

April

Birds

Sheep

Spring

Bunnies

Easter

Rain


Sunny

Earth

Flowers


Tricks

Butterflies



Easter Maze Puzzle

Help the Easter bunny to find the way
through to the Easter eggs.



OBJECT PHONICS

Circle the correct beginning sound of the following pictures.



A

C

E



D

W

Q



C

P

E



L

F


V



Z

H

E



H

G


D



F

P

D



S

R

A



C

Z

U



S

R

A



B

P

D



H

U

K

SPRING

Read - Trace - Write



flower

flower

rain

rain

bird

bird

puddle


puddle

sunshine

sunshine

bicycle

bicycle



Name: _____

Find the Difference

Circle the picture that is different from the group.

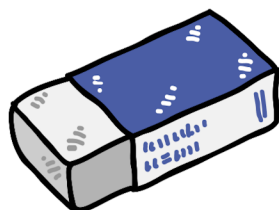
1.)




2.)



3.)




4.)




Easter Maze Puzzle

Help the Easter bunny to find the way through to the Easter eggs.



Butterfly Color by Number

Use the key at the bottom of the page to color the picture.



1. pink 2. dark blue 3. yellow
4. green 5. blue

Name _____

Earth Day

Word Search

S	Y	N	E	L	A	R	E	E	N	E	P	R	A
R	A	C	U	S	U	L	T	E	A	U	E	P	E
F	P	S	A	R	C	B	E	R	E	R	E	E	E
E	A	S	N	Y	L	E	P	E	Y	E	T	W	U
U	P	N	C	T	R	N	T	E	P	E	T	H	A
S	E	E	R	A	C	R	A	E	T	B	E	P	P
R	R	A	S	U	S	T	A	I	N	A	B	L	E
R	E	P	S	U	C	A	I	E	E	R	R	E	S
E	U	E	W	D	E	C	E	E	E	E	E	T	A
D	S	A	S	E	C	R	L	P	R	L	T	E	F
U	E	F	I	T	G	B	U	E	R	R	A	U	E
C	E	C	E	C	R	E	A	S	A	N	W	L	E
E	T	N	A	L	P	E	A	R	E	N	E	E	E
S	A	C	P	C	A	R	E	H	N	I	U	A	A



Earth

Green

Clean


Reduce

Recycle

Safe

Sustainable

Care



Plant

Reuse



Water

Paper




LETTER RAINDROPS

FILL IN THE MISSING BIG LETTERS

A	B	_	D	E	
_	G	_	_	J	
K	_	M	N	_	
P	Q	R	_	_	
_	V	W	_	Y	Z





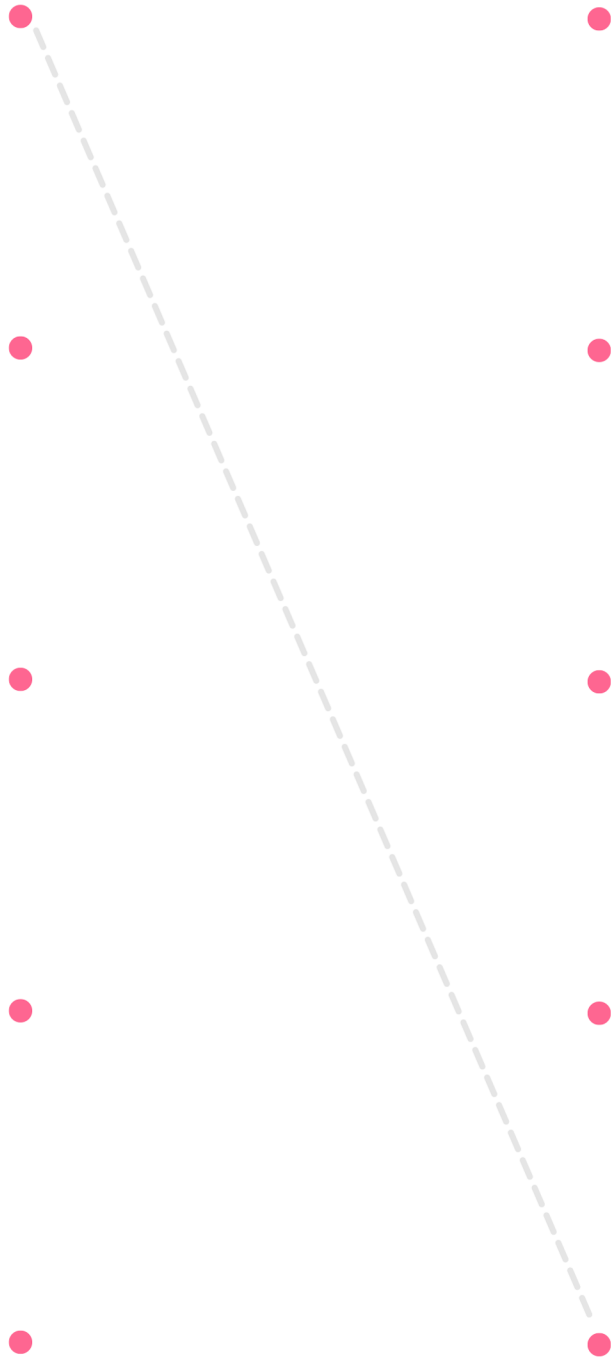
SPRING SYMMETRY DRAWING

Use the grid to draw the other side of the image:



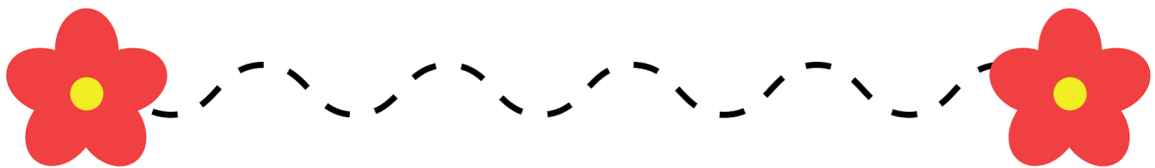
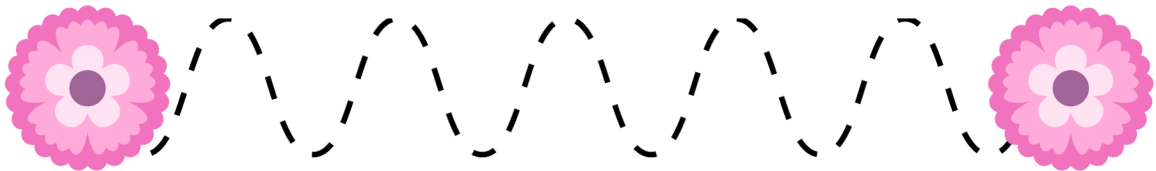

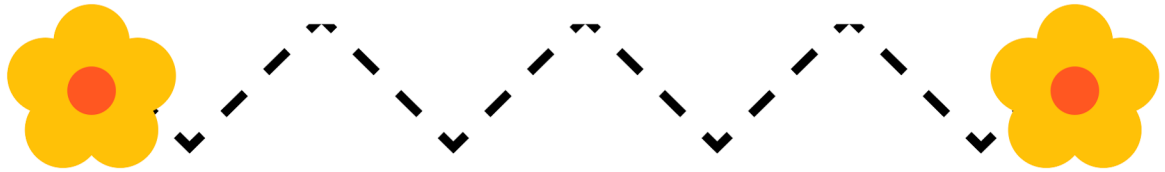
Where's my shadow?

Draw a line to help each flower find its shadow.



CONNECT THE FLOWERS

Trace the line to connect the flowers.



SPRING



zentangle



MAKE YOUR OWN BUNNY EARS








1. Print this page on cardstock.
2. Decorate the bunny ears with crayons or markers.
3. Cut out the ears and the bands.
4. Tape the bands together to make one long band. Then, connect both ends with tape to go around the top of your head. (Adjust and make more bands if needed.)
5. Tape the ears behind the part of the band that goes on your forehead.
6. Put on your bunny ears and hop around like a bunny!



SPRING COUNT

Instructions: Count each item, then tally them into the boxes below:



I AM LOVED

I AM SMART

I AM KIND

I AM CAPABLE

I AM BRAVE

I AM ENOUGH

